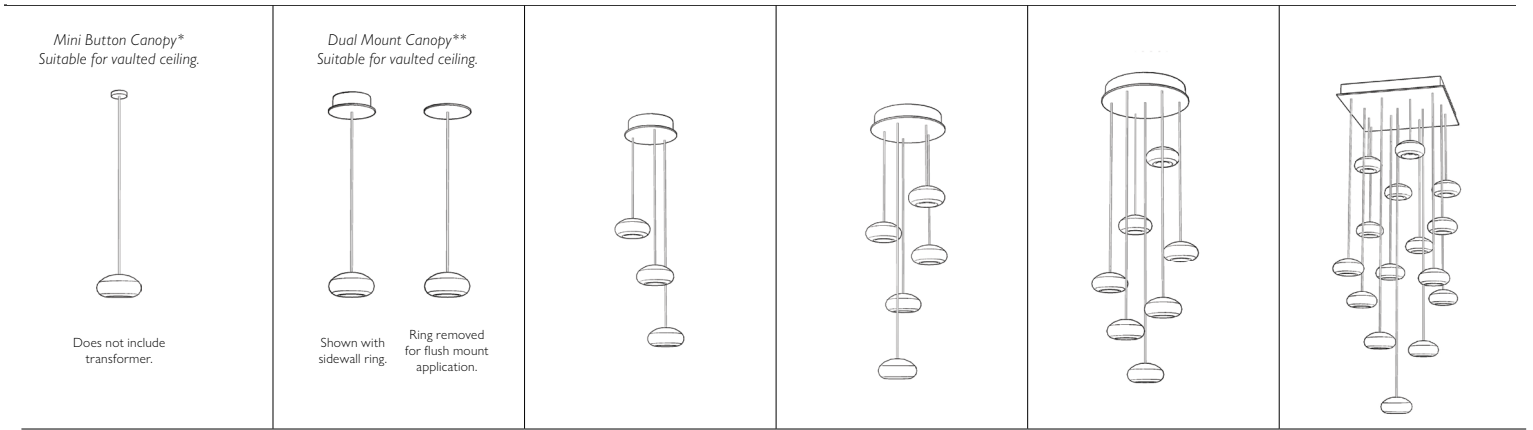

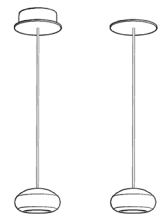
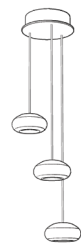
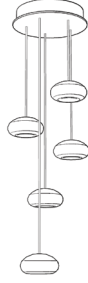
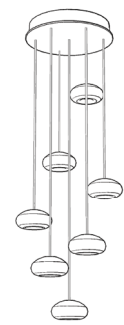



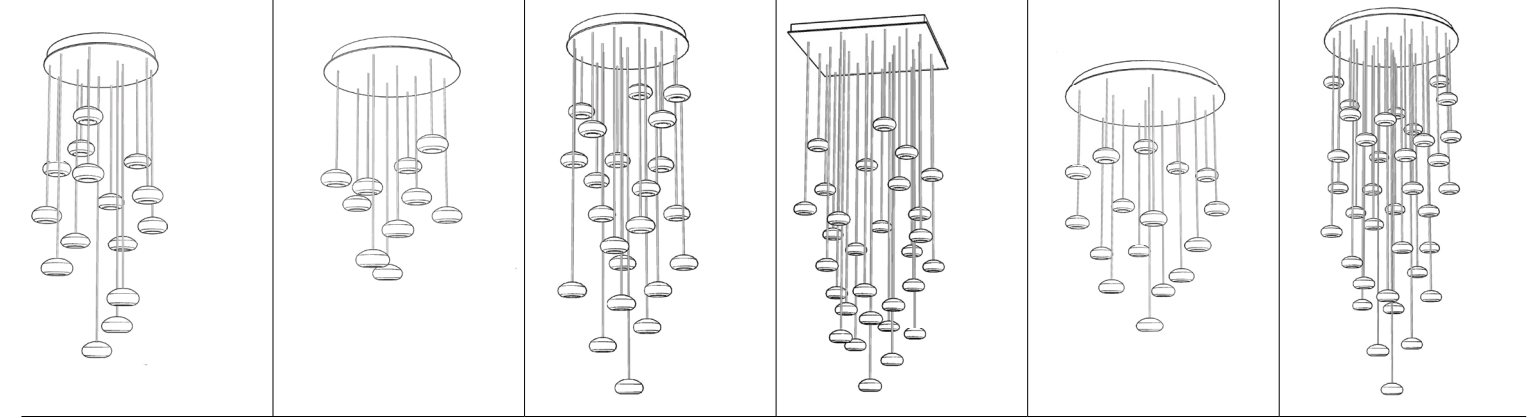



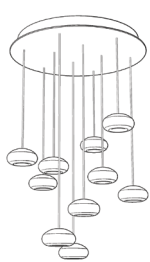
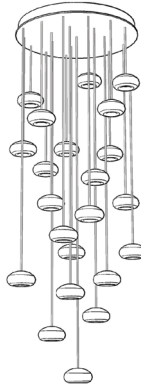
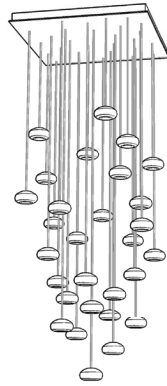
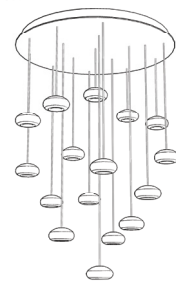
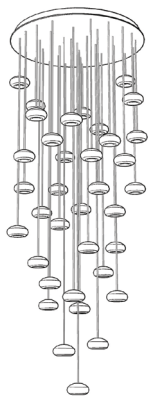
NATURAL INSPIRATIONS CANOPY CONFIGURATIONS


Not suitable for vaulted ceilings except for Model # 851840 and 852240.

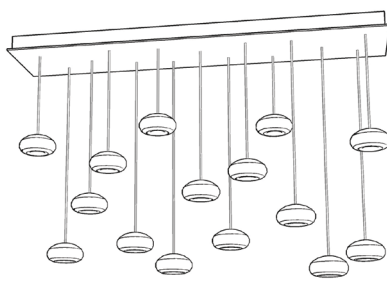
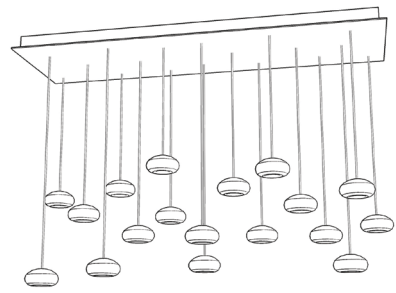


<p><i>Mini Button Canopy*</i> Suitable for vaulted ceiling.</p>  <p>Does not include transformer.</p>	<p><i>Dual Mount Canopy**</i> Suitable for vaulted ceiling.</p>  <p>Shown with sidewall ring. Ring removed for flush mount application.</p>				
<p>Model # NO. 851840-XX*</p> <p>Dimensions Width varies per glass</p> <p>Electrical Bulb Qty: 1</p>	<p>Model # NO. 852240-XX**</p> <p>Dimensions Width varies per glass</p> <p>Electrical Bulb Qty: 1</p>	<p>Model # NO. 852340-XX</p> <p>Dimensions W 9" (23 cm)</p> <p>Electrical Bulb Qty: 3</p>	<p>Model # NO. 852440-XX</p> <p>Dimensions W 12" (30 cm)</p> <p>Electrical Bulb Qty: 5</p>	<p>Model # NO. 852640-XX</p> <p>Dimensions W 14" (36 cm)</p> <p>Electrical Bulb Qty: 7</p>	<p>Model# NO. 853040-XX</p> <p>Dimensions W 19" (48 cm) D 19" (48 cm)</p> <p>Electrical Bulb Qty: 15</p>



					
<p>Model # NO. 853140-XX</p> <p>Dimensions W 21" (53 cm)</p> <p>Electrical Bulb Qty: 15</p>	<p>Model # NO. 863540-XX</p> <p>Dimensions W 22" (56 cm)</p> <p>Electrical Bulb Qty: 10</p>	<p>Model # NO. 853240-XX</p> <p>Dimensions W 24" (61 cm)</p> <p>Electrical Bulb Qty: 22</p>	<p>Model # NO. 853540-XX</p> <p>Dimensions W 30" (76 cm) D 30" (76 cm)</p> <p>Electrical Bulb Qty: 30</p>	<p>Model # NO. 862840-XX</p> <p>Dimensions W 32" (81 cm)</p> <p>Electrical Bulb Qty: 16</p>	<p>Model # NO. 853440-XX</p> <p>Dimensions W 34" (86 cm)</p> <p>Electrical Bulb Qty: 36</p>




	
<p>Model # NO. 853740-XX</p> <p>Dimensions W 48" (122 cm) D 11" (28 cm)</p> <p>Electrical Bulb Qty: 15</p>	<p>Model # NO. 853640-XX</p> <p>Dimensions W 54" (137 cm) D 17" (43 cm)</p> <p>Electrical Bulb Qty: 28</p>

NATURAL INSPIRATIONS | Canopy Configurations

ORDER SINGLE GLASS PENDANTS


Select finish/glass suffix option from below and add to item base number.



**A. Mini Button Canopy
NO. 851840-XX**

H .5" (1 cm) W 1.4" (4 cm)

Does not include transformer.
Remote transformers to be provided by installer. This item is a "UL Recognized" component to be used in a custom application.



B



C

**B. Dual Mount Canopy
NO. 852240-XX**

H 1.5" (4 cm) W 5.5" (14 cm)

Includes transformer and dual mount canopy with removable side wall ring.

C. Dual mount canopy shown with side wall ring removed for flush mount application with included transformer recessed into junction box.

www.finearthl.com


Glass	Clear "Quartz"				Natural "Quartz"				Nebula
	High	Medium	Low	Round	High	Medium	Low	Round	
Platinized Silver Leaf Finish	-13	-14	-15	-16	-17	-18	-19	-10	-106
Gold-Toned Silver Leaf Finish	-23	-24	-25	-26	-27	-28	-29	-20	-206
Standard Gold Leaf Finish									
Approx. handmade studio glass dimensions	H 5.75" (15 cm) W 3.75" (10 cm)	H 5.5" (14 cm) W 3.5" (9 cm)	H 5.5" (14 cm) W 3.5" (9 cm)	H 3.75" (10 cm) W 4.75" (12 cm)	H 5.75" (15 cm) W 3.75" (10 cm)	H 5.5" (14 cm) W 3.5" (9 cm)	H 5.5" (14 cm) W 3.5" (9 cm)	H 3.75" (10 cm) W 4.75" (12 cm)	H 3.625" (9 cm) W 4.25" (11 cm)

OUR CABLING SYSTEM

Glass pendants are individually adjustable after installation for optimum composition. This is a major advantage compared to other drop pendant cabling systems that require cutting. Cables are hand adjustable by simply pushing up to shorten the length. To increase cable length, push plunger up and pull cable out.

ORDER MULTI-GLASS PENDANTS

Select finish/glass suffix option from below and add to item base number.



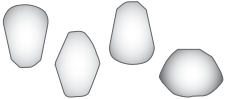


Multi-Glass Canopy

Min. Ht: 14" (36 cm) Max. Ht: 129" (328 cm).

Includes US: G4, 4W LED Bulbs, 2700K. Title 24 compliant.
INTL: G4, 10W Halogen bulbs.

10' adjustable coaxial cables included.
20' cables or longer are available
through our Customization Program.

Custom finishes and custom sizes available
on all canopies. Ships unassembled.

Glass	 Clear "Quartz" SM	 Natural "Quartz" SM	 Nebula
Glass Type	High, Medium, Low, Round	High, Medium, Low, Round	
Platinized Silver Leaf Finish	-13	-14	-106
Gold-Toned Silver Leaf Finish	-23	-24	-206
Standard Gold Leaf Finish			

CUSTOMIZATION

As seen on page 245, Natural Inspirations has multiple canopy configurations. However, through Fine Art Handcrafted Lighting's Customization Program we can make canopies to your specification in size and in number of drops with supplied appropriate transformer capacity. Canopies can be customized in finish and shape, including a version that has been coated with a base primer for you to paint to match your home decor.

*Clear and Natural "Quartz" are predetermined at approximately 25% per shape.